



How To Prepare Recyclables For Curbside Collection

Recycling's good for our planet!



MIXED BOTTLES & CANS





Aluminum cans
Be sure to rinse.
NO foil or pie plates.



Glass bottles and jars
Clear, brown, green glass bottles and jars
– NO drinking glasses, mirrors, light bulbs,
ceramic, window glass or Pyrex.®
Remove lids and rinse the bottles and jars.



Plastic bottles coded  or 

Check for #1 & #2.
Remove lids and rinse bottles. Bottles
have necks or openings that are narrower
than their bases. No buckets, toys, plastic
bags or lids.



Steel (tin) cans
Rinse, but there's no need to remove
labels.




Paint and aerosol cans
Metal paint cans must be **empty**, dry and
open with lids removed. Aerosol cans
must be **empty** with plastic nozzles re-
moved.

- ◆ Remove cap/lid.
- ◆ Put metal cap/lid into recycling container.
- ◆ Put plastic cap/lid into trash.
- ◆ Rinse all bottles and cans.
- ◆ Do not put recyclable cans & bottles into plastic or paper bags.
- ◆ Put glass bottles and jars, plastic bottles, aluminum and steel cans together in one container.
- ◆ Put materials at curbside the night before collection day.
- ◆ Labels for your containers are available through your municipality at no cost.



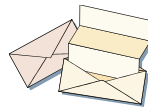
NEWSPAPER



Bundle and cross-tie. Do not put into bags. Keep newspaper separate from all other paper.

MIXED PAPER

Put all of the following types of mixed paper together in a reusable container or a brown paper bag.



Junk mail and envelopes



Magazines, catalogs, coupons
Non-foil/non metallic gift wrap
and carbonless paper. NO phone books.



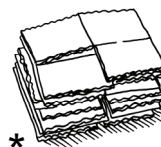
Office paper
Computer and copy paper, manila folders.
NO metal clips. NO carbon paper.




Soft-cover books
Soft-cover workbooks, paperback books
and books with hard covers removed (put
the hard covers into the trash).



Chipboard and boxboard
Cereal and pasta boxes, gift boxes, note-
book backings, egg cartons, cores from
paper towels. NO metallic coating of any
kind. NO beer and soda six/twelve pack
holders. NO frozen food packaging.



Corrugated cartons
Flatten and cross-tie ridged cardboard
cartons.



Brown paper bags (kraft bags)
Fold and stack in one brown grocery
bag or in a reusable container with
mixed paper.



* These graphics were designed for Verizon for use in the telephone directory.

If you have a problem with your collection, you must call your municipal office no later than 9:30 a.m. the morning following your collection day.