

**INSTRUCTIONS FOR THE PROPER PLACEMENT OF FIRE EXTINGUISHER, SMOKE
DETECTORS AND CARBON MONOXIDE DETECTORS**

EFFECTIVE 6/1/2018, all fire extinguishers **MUST** either have a purchase receipt within one (1) year of closing or a recharge/service tag from a certified fire equipment company. Either of these items **MUST** be attached to the fire extinguisher for inspection for closings.

EFFECTIVE 3/1/2019, Ten-year sealed battery-powered single station smoke alarms shall be installed and shall be listed in accordance with ANS/UL 217, incorporated herein by reference. However, A/C powered single or multiple-station smoke alarms installed as part of the original construction or rehabilitation project shall not be replaced with battery powered smoke alarms. (1) A/C-powered smoke alarm shall be accepted as meeting the requirements of this section.

109-3. Proper display of assigned number. The number so assigned to each building should be displayed by the owner or occupant on the front of the building or in the front yard of the lot on which the same stands, in numerals of such size and so located as to be clearly visible to persons passing by the premises on the abutting street.

The requirements for the type and placement of **FIRE EXTINGUISHERS** are as follows:

1. At least one portable fire extinguisher shall be installed in all one- and two-family dwellings (except seasonal rental units) upon change of occupancy;
2. The extinguisher shall be listed, labeled, charged and operable;
3. The size shall be no smaller than 2A:10B:C, rated for residential use and weigh no more than 10lbs;
4. The hangers or brackets supplied by the manufacturer must be used;
5. The extinguisher must be located within 10 feet of the kitchen;
6. The top of the extinguisher must not be more than 5 feet above the floor;
7. The extinguisher must be visible and in a readily accessible location, free from being blocked by furniture, storage, or other items;
8. The extinguisher must be near a room exit or travel path that provides an escape route to the exterior;
9. The extinguisher must be accompanied by an owner's manual or written information regarding the operation, inspection, and maintenance of the extinguisher; and
10. Lastly, the extinguisher must be installed with the operating instructions clearly visible.

WHERE TO LOCATE SMOKE DETECTORS:

Detectors are to be located on every level of a residence, (basement, first floor, second floor) excluding crawl spaces and unfinished attics, and in every separate sleeping area, between sleeping areas and living areas such as the kitchen, garage, basement or utility room. In homes with only one sleeping area on one floor, a detector is to be placed in the hallway outside the bedrooms as shown in Figure 1. In single floor homes with two separate sleeping areas, two detectors are required, outside each sleeping area as shown in Figure 2. In multi-level homes, detectors are to be located outside sleeping areas and at every finished level of the home as shown in Figure 3. Basement level detectors are to be located in close proximity to the bottom of basement stairwells as shown in Figure 4.

WHERE NOT TO LOCATE SMOKE DETECTORS:

To avoid false alarms and/or improper operation, avoid installation of smoke detectors in the following areas:

- Kitchens – smoke from cooking may cause a nuisance alarm
- Bathrooms – excessive steam from a shower may cause a nuisance alarm
- Near forced air ducts – used for heating or air conditioning - air movement may prevent smoke from reaching detector
- Near furnaces of any type – air and dust movement and normal combustion products may cause a nuisance alarm
- The 4 inch "Dead Air" space where the ceiling meets the wall, as shown in Figure 5
- The peak of an "A" frame type of ceiling – "Dead Air" at the top may prevent smoke from reaching detector

WHERE TO LOCATE CARBON MONOXIDE ALARMS:

Carbon monoxide alarms shall be installed in all dwelling units in buildings in one- and two family or attached single family dwellings, except for units in buildings that do not contain a fuel-burning device or have an attached garage, as follows:

1. Single station carbon monoxide alarms shall be installed and maintained in the immediate vicinity of the sleeping areas(s) no more than 10' from bedroom doors.
2. Carbon monoxide alarms may be battery-operated, hard-wired or of the plug-in type and shall be listed and labeled in accordance with UL-2034 and shall be installed in accordance with the requirements of this section and NFPA-720.

FURTHER INFORMATION ON DETECTOR PLACEMENT:

For further information about detector placement consult the National Protection Association's Standard No. 74-1984, titled "Household Fire Warning Equipment." This publication may be obtained by writing to the Publication Sales Department, National Fire Protection Association, Batterymarch Park, Quincy, MA 02269.

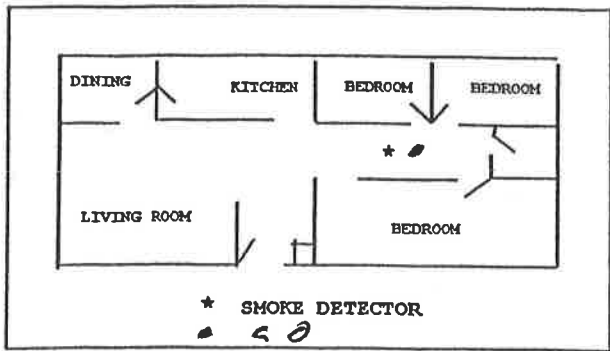


Figure 1

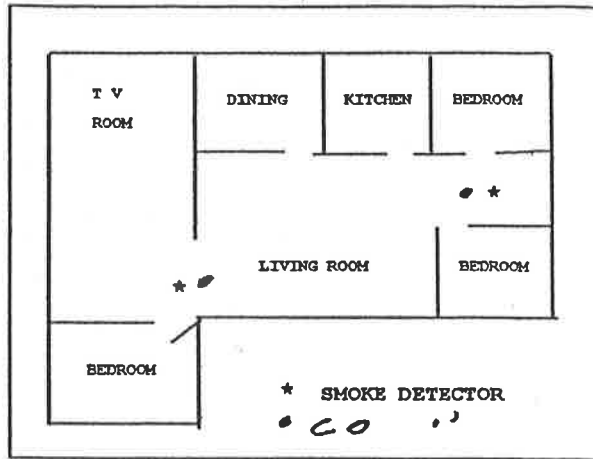


Figure 2

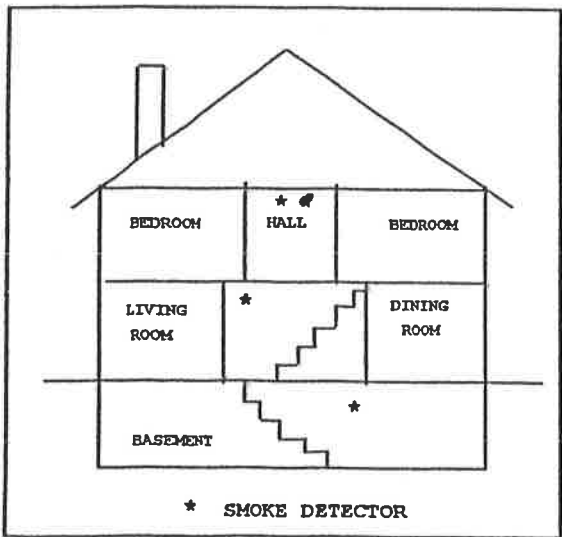


Figure 3

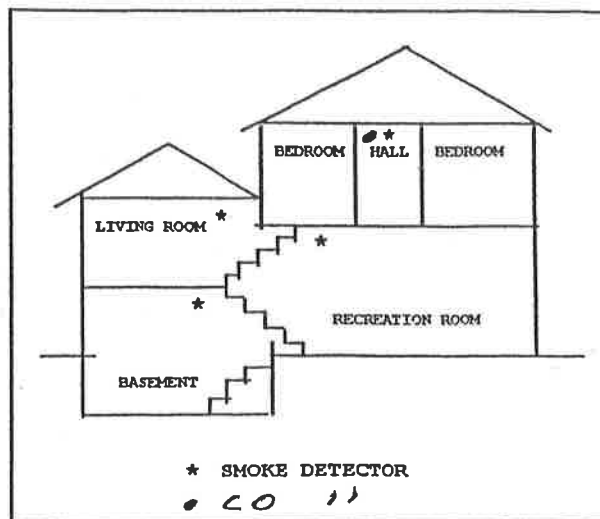
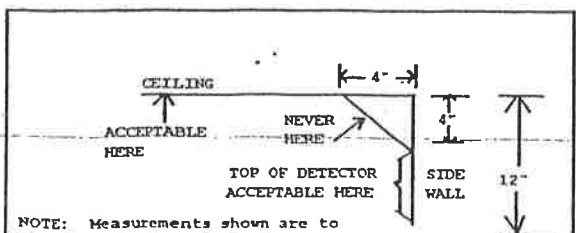


Figure 4





Live Chat

Apply for a Home Depot Consumer Card

Pack Size: 3

Click or Tap Image to Zoom In

